

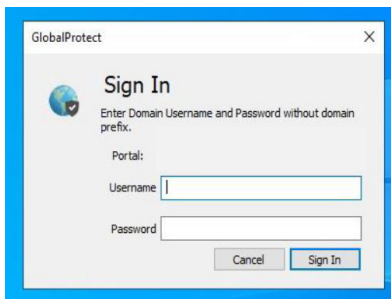
# Using Global Protect for Mobile Computer Use

If you have never used Global Protect before, you will need to submit a ticket request to have your account added to the VPN group. You can submit a ticket at [www.grantso.org/support](http://www.grantso.org/support)

1

When you log into your device, you may be prompted to log into Global Protect. Use your normal login credentials when prompted.

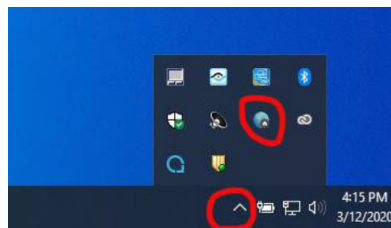
You need to be connected to the GPSO network for your first login.



A screenshot of the GlobalProtect Sign In dialog box. The window title is "GlobalProtect". The main heading is "Sign In". Below the heading, it says "Enter Domain Username and Password without domain prefix." There are two input fields: "Username" and "Password". At the bottom, there are two buttons: "Cancel" and "Sign In".


2

You can access Global Protect by clicking on the arrow in the bottom right corner of the desktop. Then click the globe icon.



2

Connected



Not Connected

